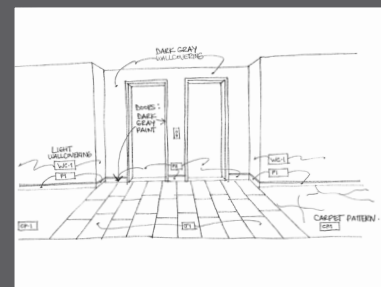
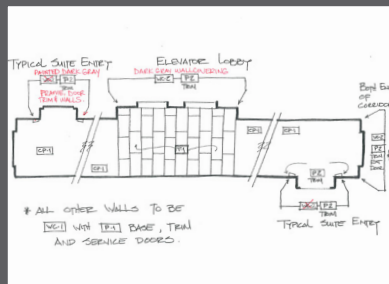
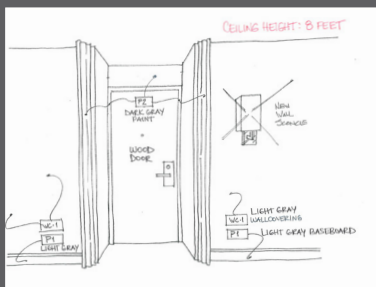


At 3DSR Architectural Rendering we take pride in our quality renderings as well as making the process simple and convenient. The following few steps will transform your sketches into 3D Illustrations, bringing your designs to life.

Starting Point

Just provide us with a few sketches of your model including the proper dimensions.



Schedule of Finishes

Include your schedule of finishes so they can be applied to the 3D wireframe model.



Finish Carpet



Finish Door



Finish Elevator



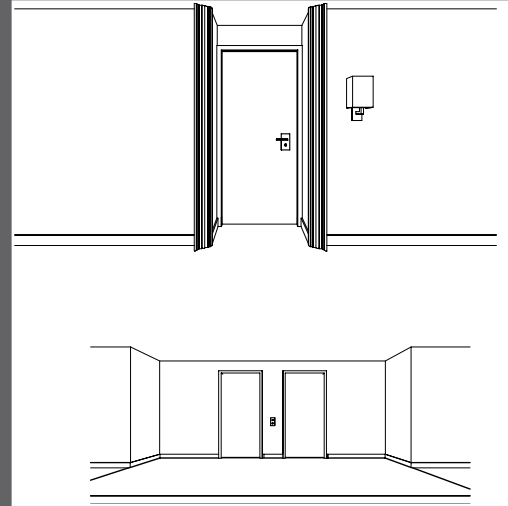
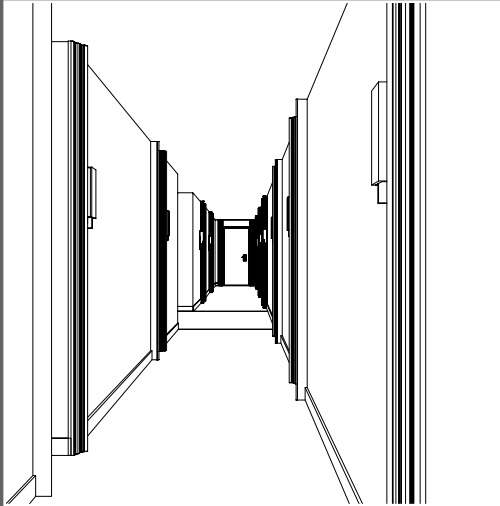
Finish Tile



Finish Wall

Modeling the Wireframe

The wireframe model is built with Auto CAD from your dimensions and provides the 3D capability of rotating the image to create various viewpoints.



Complete 3D Rendering

Using 3D Studio Max, the finishes have been applied to the wireframe model and with lighting adjustments, a 3D illustration of your design has been brought to life.

View 1



View 2



View 3



<http://3DSR.com>

